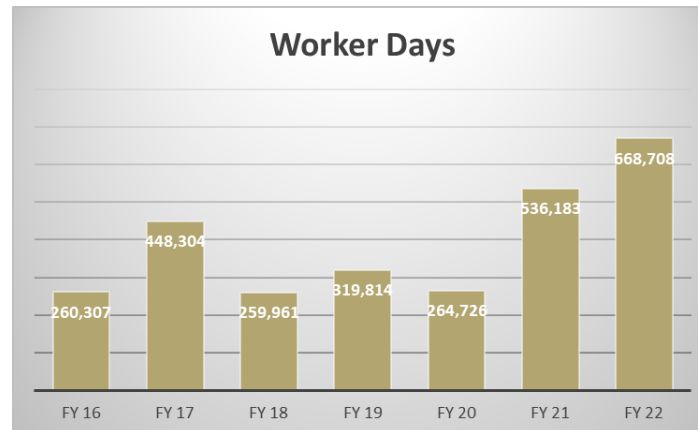
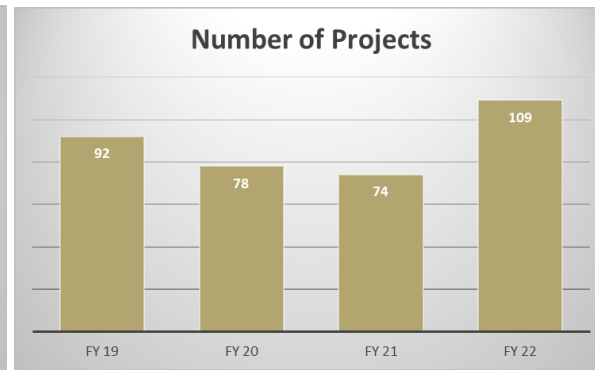
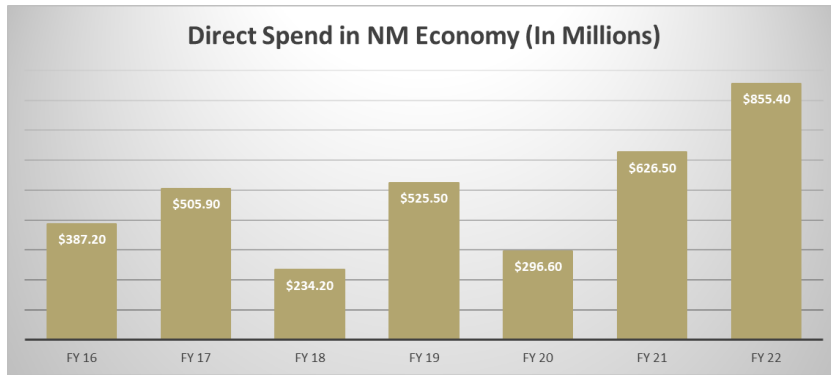




MAIN: 505.476.5600
SOCIAL: @NMFilmOffice
WEB: NMFilm.com

NMFO Statistics by Fiscal Year

Performance Measures	FY 16	FY 17	FY 18	FY 19	FY 20	FY 21	FY 22
Direct Spend in NM Economy (In Millions)	\$387.2	\$505.9	\$234.2	\$525.5	\$296.6	\$626.5	\$855.4
Number of Projects				92	78	74	109
Worker Days	260,307	448,304	259,961	319,814	264,726	536,183	668,708



JOSEPH M. MONTOYA BLDG.
 1100 S Saint Francis Drive
 1st Floor, Suite 1213
 Santa Fe, New Mexico 87505