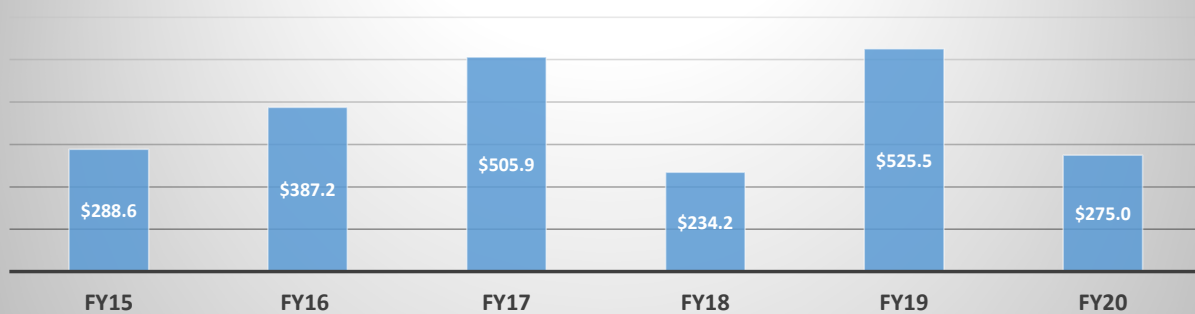


newmexicofilmmoffice

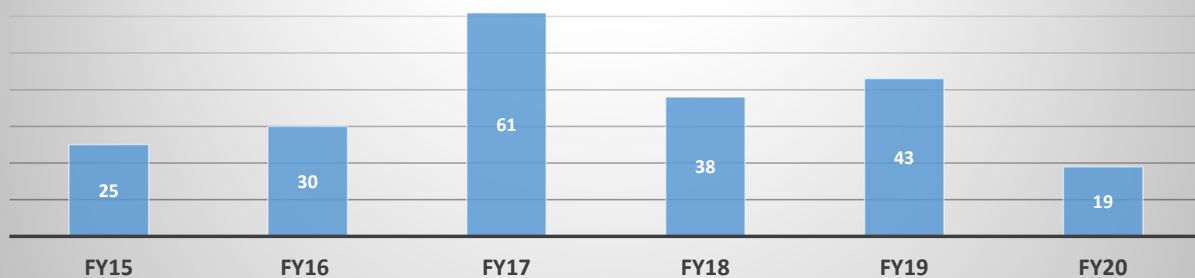
NMFO STATISTICS BY FISCAL YEAR

PERFORMANCE MEASURES	FY15	FY16	FY17	FY18	FY19	FY20
Direct Spend into NM Economy (in millions)	\$288.6	\$387.2	\$505.9	\$234.2	\$525.5	\$275.0
Number of Projects With a NM Budget Over \$1 million	25	30	61	38	43	19
Worker Days (number of crew x days worked)	279,458	260,307	448,304	259,961	319,814	266,604

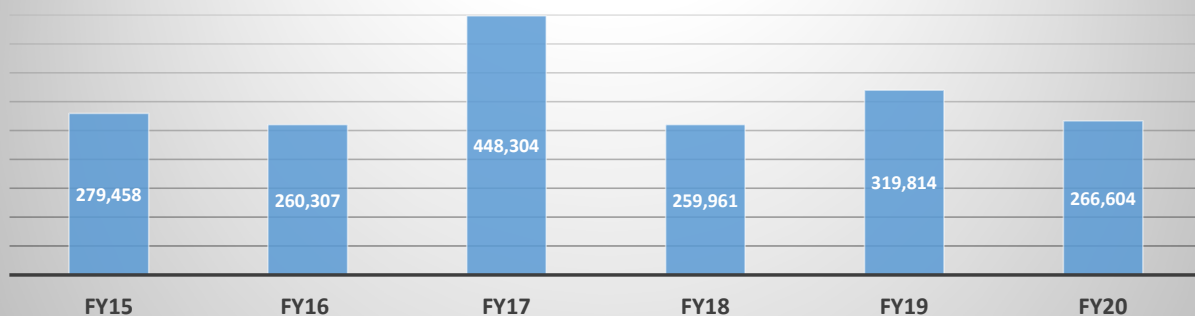
Direct Spend into NM Economy (in millions)



Number of Projects With a Total NM Budget over \$1 Million



Worker Days (number of crew x days worked)



The information above is based on information submitted by production companies to the New Mexico Film Office.
 *Production in New Mexico was halted in mid-March and resumed in mid-September due to COVID-19.