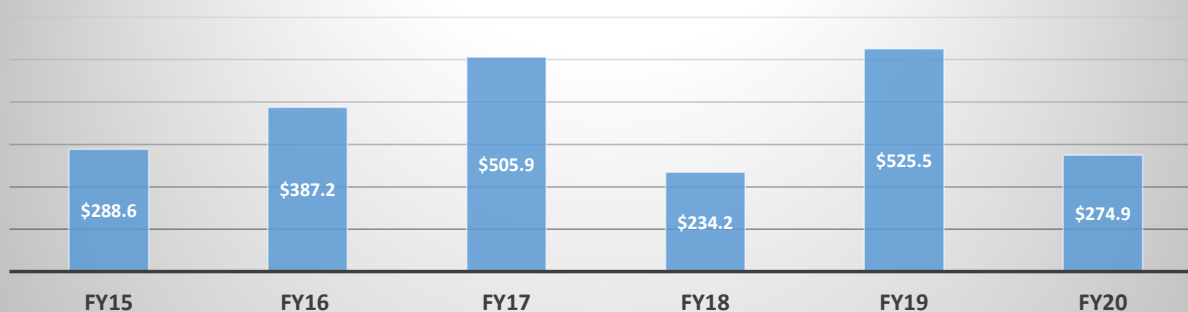




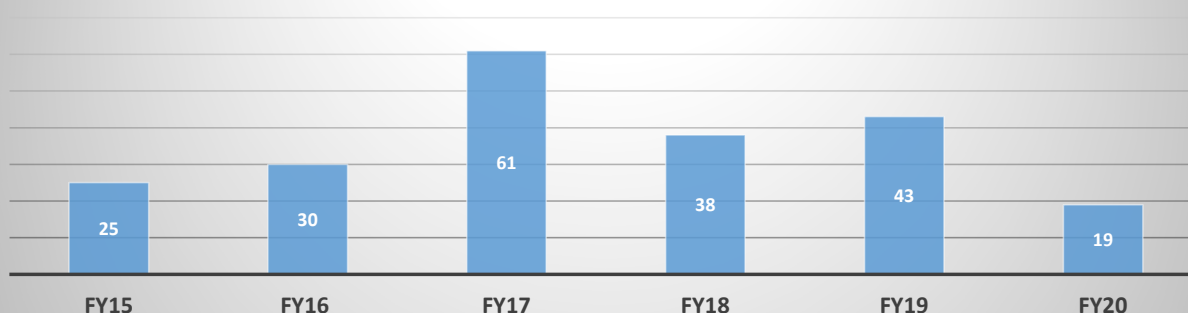
## NMFO STATISTICS BY FISCAL YEAR

PERFORMANCE MEASURES	FY15	FY16	FY17	FY18	FY19	FY20
Direct Spend into NM Economy (in millions)	\$288.6	\$387.2	\$505.9	\$234.2	\$525.5	\$274.9
Number of Projects With a NM Budget Over \$1 million	25	30	61	38	43	19
Worker Days (number of crew x days worked)	279,458	260,307	448,304	259,961	319,814	266,604

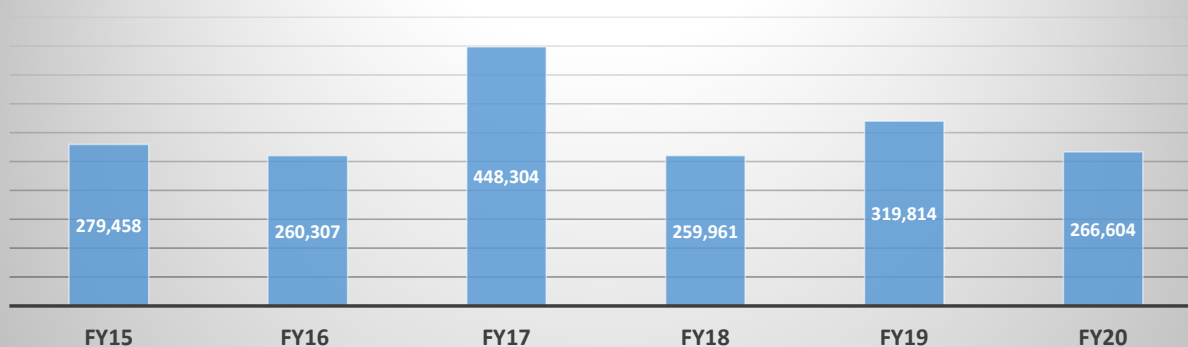
Direct Spend into NM Economy (in millions)



Number of Projects With a Total NM Budget over \$1 Million



Worker Days (number of crew x days worked)



The information above is based on information submitted by production companies to the New Mexico Film Office.

\*Production in New Mexico was halted in mid-March and resumed in mid-September due to COVID-19.

\*Estimated spends by production are based on registrations submitted to the New Mexico Film Office by productions and can fluctuate based variables including, but not limited to, changes to schedule and budget as well as operational and other unforeseen circumstances such as COVID-19.